

(1)(a) Statement showing Shareholding Pattern


Name of the Company : Bedmutha Industries Limited

Scrip Code, Name of the scrip, class of security : BEDMUTHA

As on Date : 31-Dec-2014


Partly paid-up shares	No. of partly paid-up shares	As a % of total no. of partly paid-up Shares	As a % of total no. of shares of the company
Held by promoter/promoter group	0	0	0
Held by public	0	0	0
Total	0	0	0
Outstanding convertible securities	No. of outstanding securities	As a % of total no. of outstanding convertible securities	As a % of total no. of shares of the company, assuming full conversion of the convertible securities
Held by promoter/promoter group	0	0	0
Held by public	0	0	0
Total	0	0	0
Warrants	No. of warrants	As a % of total no. of warrants	As a % of total no. of shares of the company, assuming full conversion of Warrants
Held by promoter/promoter group	0	0	0
Held by public	0	0	0
Total	0	0	0
Total paid-up capital of the company, assuming full conversion of warrants and convertible securities	21031611		

Handwritten signature




(I)(a) Statement showing Shareholding Pattern

Sr. no.	Category of shareholder	Number of shareholders	Total number of shares	Number of shares held in dematerialized form	Total shareholding as a percentage of total number of shares		Shares Pledged or otherwise encumbered	
					As a percentage of (A+B) ¹ (VI)	As a percentage of (A+B+C) (VII)	Number of shares (VIII)	As a percentage (IX) = (VIII) / (IV) * 100
(I)	(II)	(III)	(IV)	(V)	(VI)	(VII)	(VIII)	(IX)
(A)	Promoter and Promoter Group²							
(1)	Indian							
(a)	Individuals/Hindu Undivided Family	11	12811681	12811681	60.92	60.92	0	0
(b)	Central Government/State Government(s)	0	0	0	0.00	0.00	0	0
(c)	Bodies Corporate	2	1453560	1453560	6.91	6.91	0	0
(d)	Financial Institutions/Banks	0	0	0	0.00	0.00	0	0
(e)	Any Other (Total)	0	0	0	0.00	0.00	0	0
	Sub-Total (A)(1)	13	14265241	14265241	67.83	67.83	0	0.00
(2)	Foreign							
(a)	Individuals (Non-Resident Individuals/Foreign Individuals)	0	0	0	0.00	0.00	0	0
(b)	Bodies Corporate	0	0	0	0.00	0.00	0	0
(c)	Institutions	0	0	0	0.00	0.00	0	0
(d)	Qualified Foreign Investor	0	0	0	0.00	0.00	0	0
(e)	Any Other (Total)	0	0	0	0.00	0.00	0	0.00
	Sub-Total (A)(2)	0	0	0	0.00	0.00	0	0.00
	Total Shareholding of Promoter and Promoter Group (A) = (A)(1)+(A)(2)	13	14265241	14265241	67.83	67.83	0	0.00



(B) Public shareholding³								
(1) Institutions								
(a) Mutual Funds/UTI	0	0	0	0.00	0.00	N.A.	N.A.	
(b) Financial Institutions/Banks	1	280	280	0.00	0.00	N.A.	N.A.	
(c) Central Government/State Government(s)	0	0	0	0.00	0.00	N.A.	N.A.	
(d) Venture Capital Funds	0	0	0	0.00	0.00	N.A.	N.A.	
(e) Insurance Companies	0	0	0	0.00	0.00	N.A.	N.A.	
(f) Foreign Institutional Investors	0	0	0	0.00	0.00	N.A.	N.A.	
(g) Foreign Venture Capital Investors	0	0	0	0.00	0.00	N.A.	N.A.	
(h) Qualified Foreign Investor	0	0	0	0.00	0.00	N.A.	N.A.	
(i) Any Other (Total)	0	0	0	0.00	0.00	N.A.	N.A.	
Sub-Total (B)(1)	1	280	280	0.00	0.00	N.A.	N.A.	
(2) Non-institutions								
(a) Bodies Corporate	141	1883679	1883679	8.96	8.96	N.A.	N.A.	
(b) Individuals - i. Individual Shareholders Holding Nominal Share Capital Up To >Rs. 1 Lakh.	5166	2482835	2476433	11.81	11.81	N.A.	N.A.	
Individuals - ii. Individual Shareholders Holding Nominal Share Capital In Excess Of Rs. 1 Lakh	68	2151372	2140705	10.23	10.23	N.A.	N.A.	
(c) Qualified Foreign Investor	0	0	0	0.00	0.00	N.A.	N.A.	
(d) Any Other (Total)	96	248204	248204	1.18	1.18	N.A.	N.A.	
(d1) Clearing Members	56	124982	124982	0.59	0.59	N.A.	N.A.	
(d2) NRI / OCBs	40	123222	123222	0.59	0.59	N.A.	N.A.	
Sub-Total (B)(2)	5471	6766090	6749021	32.17	32.17	N.A.	N.A.	
Total Public Shareholding (B)=	5472	6766370	6749301	32.17	32.17	N.A.	N.A.	



QIB


	(B)(1)+(B)(2)							
	TOTAL (A)+(B)	5485	21031611	21014542	100.00	100.00	0	0.00
(C)	Shares held by Custodians and against which Depository Receipts have been issued	0	0	0	N.A.	0.00	N.A.	N.A.
C1	Promoter and Promoter Group	0	0	0	N.A.	0.00	N.A.	N.A.
C2	Public	0	0	0	N.A.	0.00	N.A.	N.A.
	GRAND TOTAL (A)+(B)+(C)	5485	21031611	21014542	N.A.	100.00	0	0.00

¹For determining public shareholding for the purpose of Clause 40A.

²For definitions of "Promoter" and "Promoter Group", refer to Clause 40A.


³For definitions of "Public Shareholding", refer to Clause 40A.

ASB



(I)(b) Statement showing Shareholding of persons belonging to the category "Promoter and Promoter Group"

Sr. No. (I)	Name of the shareholder (II)	PAN of the Shareholder (III)	Total Shares held		Shares pledged or otherwise encumbered			Details of warrants		Details of convertible securities		Total shares (including underlying shares assuming full conversion of warrants and convertible securities) as a % of diluted share capital (XIII)
			Number (IV)	as a % of grand total (A) + (B) + (C) (V)	Number (VI)	as a percentage (VII) = (VI) / (IV)*100	as a % of grand total (A) + (B) + (C) of sub-clause (I)(a) (VIII)	Number of warrants held (XI)	As a % total number of warrants of the same class (X)	Number of convertible securities held (XI)	As a % total number of convertible securities of the same class (XII)	
1	AJAY KACHARDAS VEDMUTHA		3426464	16.29	0	0.00	0.00	0	0.00	0	0.00	0.00
2	ASHA RASIK SHETIYA		177150	0.84	0	0.00	0.00	0	0.00	0	0.00	0.00
3	KACHARDAS RATANCHAND BEDMUTHA		2272725	10.81	0	0.00	0.00	0	0.00	0	0.00	0.00
4	KAMALABAI KACHARDAS BEDMUTHA		860131	4.09	0	0.00	0.00	0	0.00	0	0.00	0.00
5	NAYANSUKH RATANCHAND BEDMUTHA		26130	0.12	0	0.00	0.00	0	0.00	0	0.00	0.00
6	RASIK MOTILAL SHETIYA		128217	0.61	0	0.00	0.00	0	0.00	0	0.00	0.00
7	SUDHIR NAYANSUKH BEDMUTHA		1500	0.01	0	0.00	0.00	0	0.00	0	0.00	0.00




8	USHA VIJAY VEDMUTHA		1262475	6.00	0	0.00	0.00	0	0.00	0	0.00	0.00
9	VIJAY KACHARDAS VEDMUTHA		3377232	16.06	0	0.00	0.00	0	0.00	0	0.00	0.00
10	VIMAL NAYANSUKH BEDMUTHA		7509	0.04	0	0.00	0.00	0	0.00	0	0.00	0.00
11	VINITA AJAY VEDMUTHA		1272148	6.05	0	0.00	0.00	0	0.00	0	0.00	0.00
12	BEDMUTHA SONS REALTY VENTURES PVT. LTD.		1239898	5.90	0	0.00	0.00	0	0.00	0	0.00	0.00
13	K R BEDMUTHA TECHNO ASSOCIATES PVT. LTD.		213662	1.02	0	0.00	0.00	0	0.00	0	0.00	0.00
	TOTAL		14265241	67.83	0	0.00	0.00	0	0.00	0	0.00	0.00

J.R.



(I)(c) Statement showing Shareholding of persons belonging to the category "Public" and holding more than 1% of the total number of shares

Sr. No.	Name of the shareholder	PAN of the Shareholder	Number of shares	Shares as a percentage of total number of shares {i.e., Grand Total (A)+(B)+(C) indicated in Statement at para (I)(a) above}	Details of warrants		Details of convertible securities		Total shares (including underlying shares assuming full conversion of warrants and convertible securities) as a % of diluted
					Number of warrants held	As a % total number of warrants of the same class	Number of convertible securities held	% w.r.t total number of convertible securities of the same class	
1	SIDDHARTH AGRAWAL		221727	1.05	0	0.00	0	0.00	0
2	GBK RESOURCES PVT. LTD.		436296	2.07	0	0.00	0	0.00	0
3	MARGO ENGINEERS PVT. LTD.		238774	1.14	0	0.00	0	0.00	0
	TOTAL		896797	4.26	0	0.00	0	0.00	0



(I)(c) Statement showing Shareholding of persons belonging to the category "Public" and holding more than 5% of the total number of shares

Sr. No.	Name of the shareholder	PAN of the Shareholder	Number of shares	Shares as a percentage of total number of shares {i.e., Grand Total (A)+(B)+(C) indicated in Statement at para (I)(a) above}	Details of warrants		Details of convertible securities		Total shares (including underlying shares assuming full conversion of warrants and convertible securities) as a % of diluted
					Number of warrants held	As a % total number of warrants of the same class	Number of convertible securities held	% w.r.t total number of convertible securities of the same class	
	TOTAL		0	0.00	0	0.00	0	0.00	0.00

(I)(d) Statement showing details of locked-in shares

Sr. No.	Name of the shareholder	PAN of the Shareholder	Number of locked-in shares	Locked-in shares as a percentage of total number of shares {i.e., Grand Total (A)+(B)+(C) indicated in Statement at para (I)(a) above}
	TOTAL		0	0.00

(II)(a) Statement showing details of Depository Receipts (DRs)

Sr. No.	Type of outstanding DR (ADRs, GDRs, SDRs, etc.)	Number of outstanding DRs	Number of shares underlying outstanding DRs	Shares underlying outstanding DRs as a percentage of total number of shares {i.e., Grand Total (A)+(B)+(C) indicated in Statement at para (I)(a) above}
	TOTAL	0	0	0.00

AGB

