


(I)(a) Statement showing Shareholding Pattern

Name of the Company : Bedmutha Industries Limited  
Scrip Code, Name of the scrip, class of security : BEDMUTHA  
As on Date : 30-Jun-2014

Partly paid-up shares	No. of partly paid-up shares	As a % of total no. of partly paid-up Shares	As a % of total no. of shares of the company
Held by promoter/promoter group	0	0	0
Held by public	0	0	0
<b>Total</b>	<b>0</b>	<b>0</b>	<b>0</b>
Outstanding convertible securities	No. of outstanding securities	As a % of total no. of outstanding convertible securities	As a % of total no. of shares of the company, assuming full conversion of convertible securities
Held by promoter/promoter group	0	0	0
Held by public	0	0	0
<b>Total</b>	<b>0</b>	<b>0</b>	<b>0</b>
Warrants	No. of warrants	As a % of total no. of warrants	As a % of total no. of shares of the company, assuming full conversion of Warrants
Held by promoter/promoter group	0	0	0
Held by public	0	0	0
<b>Total</b>	<b>0</b>	<b>0</b>	<b>0</b>
Total paid-up capital of the company, assuming full conversion of warrants and convertible securities	<b>21031611</b>		

*Handwritten signature*



**(I)(a) Statement showing Shareholding Pattern**


Sr. no.	Category of shareholder (II)	Number of shareholders (III)	Total number of shares (IV)	Number of shares held in dematerialized form (V)	Total shareholding as a percentage of total number of shares		Shares Pledged or otherwise encumbered	
					As a percentage of (A+B) <sup>1</sup> (VI)	As a percentage of (A+B+C) (VII)	Number of shares (VIII)	As a percentage (IX) = (VIII) / (IV) * 100
(A)	<b>Promoter and Promoter Group<sup>2</sup></b>							
(1)	<b>Indian</b>							
(a)	Individuals/Hindu Undivided Family	12	12770227	12770227	60.72	60.72	0	0.00
(b)	Central Government/State Government(s)	0	0	0	0	0	0	0
(c)	Bodies Corporate	2	1453560	1453560	6.91	6.91	0	0.00
(d)	Financial Institutions/Banks	0	0	0	0	0	0	0
(e)	Any Other (Total)	0	0	0	0.00	0.00	0	0
	<b>Sub-Total (A)(1)</b>	14	14223787	14223787	67.63	67.63	0	0.00
(2)	<b>Foreign</b>							
(a)	Individuals (Non-Resident Individuals/Foreign Individuals)	0	0	0	0	0	0	0
(b)	Bodies Corporate	0	0	0	0	0	0	0
(c)	Institutions	0	0	0	0	0	0	0
(d)	Qualified Foreign Investor	0	0	0	0	0	0	0
(e)	Any Other (Total)	0	0	0	0.00	0.00	0	0.00

*Handwritten signature*



	Sub-Total (A)(2)	0	0	0	0	0.00	0.00	0	0.00
	Total Shareholding of Promoter and Promoter Group (A)= (A)(1)+(A)(2)	14	14223787	14223787	14223787	67.63	67.63	0	0.00
(B)	Public shareholding <sup>3</sup>								
(1)	Institutions								
(a)	Mutual Funds/UTI	0	0	0	0	0	0	N.A.	N.A.
(b)	Financial Institutions/Banks	0	0	0	0	0	0	N.A.	N.A.
(c)	Central Government/State Government(s)	0	0	0	0	0	0	N.A.	N.A.
(d)	Venture Capital Funds	0	0	0	0	0	0	N.A.	N.A.
(e)	Insurance Companies	0	0	0	0	0	0	N.A.	N.A.
(f)	Foreign Institutional Investors	0	0	0	0	0	0	N.A.	N.A.
(g)	Foreign Venture Capital Investors	0	0	0	0	0	0	N.A.	N.A.
(h)	Qualified Foreign Investor	0	0	0	0	0	0	N.A.	N.A.
(i)	Any Other (Total)	0	0	0	0	0.00	0.00	N.A.	N.A.
	Sub-Total (B)(1)	0	0	0	0	0.00	0.00	N.A.	N.A.
(2)	Non-institutions								
(a)	Bodies Corporate	153	2138837	2138837	2138837	10.17	10.17	N.A.	N.A.
(b)	Individuals - i. Individual Shareholders Holding Nominal Share Capital Up To >Rs. 1 Lakh.	5354	2455548	2447146	2447146	11.68	11.68	N.A.	N.A.

*Handwritten signature*




	Individuals - ii. Individual Shareholders Holding Nominal Share Capital In Excess Of Rs. 1 Lakh	61	1995459	1984792	9.49	9.49	N.A.	N.A.
(c)	Qualified Foreign Investor	0	0	0	0	0	N.A.	N.A.
(d)	Any Other (Total)	104	217980	217980	1.04	1.04	N.A.	N.A.
(d1)	Clearing Members	68	137236	137236	0.65	0.65	N.A.	N.A.
(d2)	NRI / OCBs	36	80744	80744	0.38	0.38	N.A.	N.A.
	<b>Sub-Total (B)(2)</b>	<b>5672</b>	<b>6807824</b>	<b>6788755</b>	<b>32.37</b>	<b>32.37</b>	<b>N.A.</b>	<b>N.A.</b>
	<b>Total Public Shareholding (B)= (B)(1)+(B)(2)</b>	<b>5672</b>	<b>6807824</b>	<b>6788755</b>	<b>32.37</b>	<b>32.37</b>	<b>N.A.</b>	<b>N.A.</b>
	<b>TOTAL (A)+(B)</b>	<b>5686</b>	<b>21031611</b>	<b>21012542</b>	<b>100.00</b>	<b>100.00</b>	<b>0</b>	<b>0.00</b>
(C)	Shares held by Custodians and against which Depository Receipts have been issued	0	0	0	N.A.	0.00	N.A.	N.A.
C1	Promoter and Promoter Group	0	0	0	N.A.	0	N.A.	N.A.
C2	Public	0	0	0	N.A.	0	N.A.	N.A.
	<b>GRAND TOTAL (A)+(B)+(C)</b>	<b>5686</b>	<b>21031611</b>	<b>21012542</b>	<b>N.A.</b>	<b>100.00</b>	<b>0</b>	<b>0.00</b>

<sup>1</sup>For determining public shareholding for the purpose of Clause 40A.

<sup>2</sup>For definitions of "Promoter" and "Promoter Group", refer to Clause 40A.

<sup>3</sup>For definitions of "Public Shareholding", refer to Clause 40A.



**(I)(b) Statement showing Shareholding of persons belonging to the category "Promoter and Promoter Group"**

Sr. No.	Name of the shareholder (II)	PAN of the Shareholder (III)	Total Shares held		Shares pledged or otherwise encumbered		Details of warrants		Details of convertible securities		Total shares (including underlying shares assuming full conversion of warrants and convertible securities) as a % of diluted share capital (XIII)
			Number (IV)	as a % of grand total (A) + (B) + (C) (V)	Number (VI)	as a percentage (VII) = (VI) / (IV)*100 (VIII)	Number of warrants held (XI)	As a % total number of warrants of the same class (X)	Number of convertible securities held (XI)	As a % total number of convertible securities of the same class (XII)	
1	AJAY KACHARDAS VEDMUTHA		3426464	16.29	0	0.00	0	0.00	0	0.00	0
2	ASHA RASIK SHETIYA		177150	0.84	0	0.00	0	0.00	0	0.00	0
3	KACHARDAS RATANCHAND BEDMUTHA		2238792	10.64	0	0.00	0	0.00	0	0.00	0
4	KAMALABHAI KACHARDAS BEDMUTHA		833630	3.96	0	0.00	0	0.00	0	0.00	0
5	MADANLAL DESARDA		19000	0.09	0	0.00	0	0.00	0	0.00	0



*Handwritten signature*

6	NAYANSUKH RATANCHAND BEDMUTHA		26130	0.12	0	0.00	0.00	0	0.00	0	0.00	0	0.00	0
7	RASIK MOTILAL SHETIYA		128217	0.61	0	0.00	0.00	0	0.00	0	0.00	0	0.00	0
8	SUDHIR NAYANSUKH BEDMUTHA		1500	0.01	0	0.00	0.00	0	0.00	0	0.00	0	0.00	0
9	USHA VIJAY VEDMUTHA		1262475	6.00	0	0.00	0.00	0	0.00	0	0.00	0	0.00	0
10	VIJAY KACHARDAS VEDMUTHA		3377232	16.06	0	0.00	0.00	0	0.00	0	0.00	0	0.00	0
11	VIMAL NAYANSUKH BEDMUTHA		7489	0.04	0	0.00	0.00	0	0.00	0	0.00	0	0.00	0
12	VINITA AJAY VEDMUTHA		1272148	6.05	0	0.00	0.00	0	0.00	0	0.00	0	0.00	0
13	BEDMUTHA SONS REALTY VENTURES PVT. LTD.		1239898	5.90	0	0.00	0.00	0	0.00	0	0.00	0	0.00	0
14	K R BEDMUTHA TECHNO ASSOCIATES PVT. LTD.		213662	1.02	0	0.00	0.00	0	0.00	0	0.00	0	0.00	0
	TOTAL		14223787	67.63	0	0.00	0.00	0	0.00	0	0.00	0	0.00	0.00


*Handwritten signature*



1)(c) Statement showing Shareholding of persons belonging to the category "Public" and holding more than 1% of the total number of shares

Sr. No.	Name of the shareholder	PAN of the Shareholder	Number of shares	Shares as a percentage of total number of shares (i.e., Grand Total (A)+(B)+(C) indicated in Statement at para (1)(a) above)	Details of warrants		Details of convertible securities		Total shares (including underlying shares assuming full conversion of warrants and convertible securities) as a % of diluted
					Number of warrants held	As a % total number of warrants of the same class	Number of convertible securities held	% w.r.t total number of convertible securities of the same class	
1	SIDDHARTH AGRAWAL		221727	1.05	0	0.00	0	0.00	0
2	ARISTRO CAPITAL MARKETS LIMITED		251160	1.19	0	0.00	0	0.00	0
3	ARISTRO FINCORP PRIVATE LIMITED		446885	2.12	0	0.00	0	0.00	0
4	MARGO ENGINEERS PVT. LTD.		238774	1.14	0	0.00	0	0.00	0
	TOTAL		1158546	5.51	0	0.00	0	0.00	0

*AKM*



(1)(c) Statement showing Shareholding of persons belonging to the category "Public" and holding more than 5% of the total number of shares

Sr. No.	Name of the shareholder	PAN of the Shareholder	Number of shares	Shares as a percentage of total number of shares (i.e., Grand Total (A)+(B)+(C) indicated in Statement at para (1)(a) above)	Details of warrants		Details of convertible securities		Total shares (including underlying full conversion of warrants and convertible securities) as a % of diluted
					Number of warrants held	As a % total number of warrants of the same class	Number of convertible securities held	% w.r.t total number of convertible securities of the same class	
	TOTAL		0	0.00	0	0.00	0	0.00	0.00

(1)(d) Statement showing details of locked-in shares

Sr. No.	Name of the shareholder	PAN of the Shareholder	Number of locked-in shares	Locked-in shares as a percentage of total number of shares (i.e., Grand Total (A)+(B)+(C) indicated in Statement at para (1)(a) above)
	TOTAL		0	0.00

*Handwritten signature*






(II)(a) Statement showing details of Depository Receipts (DRs)

Sr. No.	Type of outstanding DR (ADRs, GDRs, SDRs, etc.)	Number of outstanding DRs	Number of shares underlying outstanding DRs	Shares underlying outstanding DRs as a percentage of total number of shares {i.e., Grand Total (A)+(B)+(C) indicated in Statement at para (I)(a) above}
	TOTAL	0	0	0.00

(II)(b) Statement showing holding of Depository Receipts (DRs), where underlying shares held by 'promoter/promoter group' are in excess of 1% of the total number of shares


Sr. No.	Name of the DR Holder	Type of outstanding DR (ADRs, GDRs, SDRs, etc.)	Number of shares underlying outstanding DRs	Shares underlying outstanding DRs as a percentage of total number of shares {i.e., Grand Total (A)+(B)+(C) indicated in Statement at para (I)(a) above}
		TOTAL	0	0.00

*Handwritten signature*



**(III) (a) Statement showing the voting pattern of shareholders, if more than one class of shares/securities is issued by the issuer.**

Sr. no.	Category of shareholder	Number of Voting Rights held in each class of securities			Total Voting Rights (III+IV+V) (VI)	Total Voting Rights i.e. (VI)	
		Class X (III)	Class Y (IV)	Class Z (V)		As a percentage of (A+B) (VII)	As a percentage of (A+B+C) (VIII)
(A)	Promoter and Promoter Group <sup>2</sup>						
(1)	Indian						
(a)	Individuals/Hindu Undivided Family	0	0	0	0	0.00	0.00
(b)	Central Government/State Government(s)	0	0	0	0	0.00	0.00
(c)	Bodies Corporate	0	0	0	0	0.00	0.00
(d)	Financial Institutions/Banks	0	0	0	0	0.00	0.00
(e)	Any Other (Total)	0	0	0	0	0.00	0.00
	<b>Sub-Total (A)(1)</b>	0	0	0	0	0.00	0.00
(2)	Foreign						
(a)	Individuals (Non-Resident Individuals/Foreign Individuals)	0	0	0	0	0.00	0.00
(b)	Bodies Corporate	0	0	0	0	0.00	0.00
(c)	Institutions	0	0	0	0	0.00	0.00
(d)	Qualified Foreign Investor	0	0	0	0	0.00	0.00
(e)	Any Other (Total)	0	0	0	0	0.00	0.00
	<b>Sub-Total (A)(2)</b>	0	0	0	0	0.00	0.00
	<b>Total Shareholding of Promoter and Promoter Group (A) = (A)(1)+(A)(2)</b>	0	0	0	0	0.00	0.00
(B)	Public shareholding						
(1)	Institutions						
(a)	Mutual Funds/UTI	0	0	0	0	0.00	0.00



*Handwritten signature*

(b)	Financial Institutions/Banks	0	0	0	0	0	0	0	0.00	0.00
(c)	Central Government/State Government(s)	0	0	0	0	0	0	0	0.00	0.00
(d)	Venture Capital Funds	0	0	0	0	0	0	0	0.00	0.00
(e)	Insurance Companies	0	0	0	0	0	0	0	0.00	0.00
(f)	Foreign Institutional Investors	0	0	0	0	0	0	0	0.00	0.00
(g)	Foreign Venture Capital Investors	0	0	0	0	0	0	0	0.00	0.00
(h)	Qualified Foreign Investor	0	0	0	0	0	0	0	0.00	0.00
(h)	Any Other (Total)	0	0	0	0	0	0	0	0.00	0.00
	<b>Sub-Total (B)(1)</b>	0	0	0	0	0	0	0	0.00	0.00
<b>(2)</b>	<b>Non-institutions</b>									
(a)	Bodies Corporate	0	0	0	0	0	0	0	0.00	0.00
(b)	Individuals - i. Individual Shareholders Holding Nominal Share Capital Up To >Rs. 1 Lakh.	0	0	0	0	0	0	0	0.00	0.00
	Individuals - ii. Individual Shareholders Holding Nominal Share Capital In Excess Of Rs. 1 Lakh	0	0	0	0	0	0	0	0.00	0.00
(c)	Qualified Foreign Investor	0	0	0	0	0	0	0	0.00	0.00
(d)	Any Other (Total)	0	0	0	0	0	0	0	0.00	0.00
	<b>Sub-Total (B)(2)</b>	0	0	0	0	0	0	0	0.00	0.00
	<b>Total Public Shareholding (B) = (B)(1)+(B)(2)</b>	0	0	0	0	0	0	0	0.00	0.00
	<b>TOTAL (A)+(B)</b>	0	0	0	0	0	0	0	0.00	0.00
(C)	Shares held by Custodians and against which Depository Receipts have been issued	0	0	0	0	0	0	0	0.00	0.00
C1	Promoter and Promoter Group	0	0	0	0	0	0	0	0	0
C2	Public	0	0	0	0	0	0	0	0	0
	<b>GRAND TOTAL (A)+(B)+(C)</b>	0	0	0	0	0	0	0	0.00	0.00



*Handwritten signature*