


Introductory sub-table (I)(a)


Name of the Company: <b>BEDMUTHA INDUSTRIES LIMITED</b>			
Scrip Code : 533270, Name of the scrip : <b>BEDMUTHA, class of security: EQUITY</b>			
Quarter ended: <b>June 2013</b>			
Partly paid-up shares:-	No. of partly paid-up shares	As a % of total no. of partly paid-up shares	As a % of total no. of shares of the company
Held by promoter/promoter group	0	0	0
Held by public	0	0	0
<b>Total</b>	<b>0</b>	<b>0</b>	<b>0</b>
Outstanding convertible securities:-	No. of outstanding securities	As a % of total no. of outstanding convertible securities	As a % of total no. of shares of the company, assuming full conversion of the convertible securities
Held by promoter/promoter group	0	0	0
Held by public	0	0	0
<b>Total</b>	<b>0</b>	<b>0</b>	<b>0</b>
Warrants:-	No. of warrants	As a % of total no. of warrants	As a % of total no. of shares of the company, assuming full conversion of warrants
Held by promoter/promoter group	0	0	0
Held by public	0	0	0
<b>Total</b>	<b>0</b>	<b>0</b>	<b>0</b>
Total paid-up capital of the company, assuming full conversion of warrants and convertible securities	<b>21031611</b>		



*Chandran*

**Statement Showing Shareholding Pattern**

Category code	Category of Shareholder	Table (I)(a)				Total shareholding as a percentage of total number of shares			Shares Pledged or otherwise encumbered
		Number of Shareholders	Total number of shares	Number of shares held in dematerialized form	(VI)	(VII)	Number of shares	As a percentage of (IX)=(VIII)/(IV)*100	
(I)	(II)								
(A)	Shareholding of Promoter and Promoter Group <sup>2</sup>								
I	Indian								
(a)	Individuals/ Hindu Undivided Family	13	12417892	12417892	59.04	59.04			0.00
(b)	Central Government/ State Government(s)				0.00	0.00			0.00
(c)	Bodies Corporate	2	1282628	1282628	6.10	6.10			0.00
(d)	Financial Institutions/ Banks				0.00	0.00			0.00
(e)	Any Others(Specify)				0.00	0.00			0.00
(e-i)					0.00	0.00			0.00
(e-ii)					0.00	0.00			0.00
	<b>Sub Total(A)(1)</b>	<b>15</b>	<b>13700520</b>	<b>13700520</b>	<b>65.14</b>	<b>65.14</b>		<b>0</b>	<b>0.00</b>
2	Foreign								
a	Individuals (Non-Residents Individuals/ Foreign Individuals)				0.00	0.00			0.00
b	Bodies Corporate				0.00	0.00			0.00
c	Institutions				0.00	0.00			0.00
d	Qualified Foreign Investor				0.00	0.00			0.00
e	Any Others(Specify)				0.00	0.00			0.00
e-i					0.00	0.00			0.00
e-ii									
	<b>Sub Total(A)(2)</b>	<b>0</b>	<b>0</b>	<b>0</b>	<b>0.00</b>	<b>0.00</b>		<b>0</b>	<b>0.00</b>
	<b>Total Shareholding of Promoter and Promoter Group (A)= (A)(1)+(A)(2)</b>	<b>15</b>	<b>13700520</b>	<b>13700520</b>	<b>65.14</b>	<b>65.14</b>		<b>0</b>	<b>0.00</b>



*Pandey*



Sr.No	Notes
1	As per the records of depositories the total promoters shareholding as on 30th June 2013 is 1,37,00,520 shares (65.14% of the total shareholding). During the period under review the promoter has purchased the shares out of which some shares are still in the brokers pool account. Therefore the shares which are not yet transferred from brokers pool account are not reflected in the records of depositories. the statement giving the correct shareholding of promoters is attached at the end as an Annexure A.
2	
3	
4	
5	
6	
7	
8	
9	




*Randani*

**(D)(b) Statement showing holding of securities (including shares, warrants, convertible securities) of persons belonging to the category "Promoter and Promoter Group"**

Sr. No.	Name of the shareholder	Details of Shares held		Encumbered shares (*)		Details of warrants		Details of convertible		Total shares (including underlying shares, convertible securities) as a % of diluted share capital
		Number of shares held	As a % of grand total (A)+(B)+(C)	No.	As a percentage (VI)=(V)/(III)*100	Number of warrants held	As a % total number of warrants of the same class	Number of convertible securities held	As a % total number of convertible securities of the same class	
(i)	(ii)	(iii)	(iv)	(v)	(vi)	(viii)	(ix)	(x)	(xi)	(xii)
1	AJAY KACHARDAS VEDMUTHA	3354897	15.95		0.00		0		0	15.95
2	ASHA RASIK SHETIYA	177150	0.84		0.00		0		0	0.84
3	DEVENDRA DESARDA	15780	0.08		0.00		0		0	0.08
4	KACHARDAS RATANCHAND BEDMUTHA	2100826	9.99		0.00		0		0	9.99
5	KAMALABHAI KACHARDAS BEDMUTHA	787440	3.74		0.00		0		0	3.74
6	MADANLAL DESARDA	19000	0.09		0.00		0		0	0.09
7	NAYANSUKH RATANCHAND BEDMUTHA	23955	0.11		0.00		0		0	0.11
8	RASIK MOTILAL SHETIYA	128217	0.61		0.00		0		0	0.61
9	SUDHIR NAYANSUKH BEDMUTHA	1500	0.01		0.00		0		0	0.01
10	USHA VIJAY VEDMUTHA	1230134	5.85		0.00		0		0	5.85
11	VIJAY KACHARDAS VEDMUTHA	3341593	15.89		0.00		0		0	15.89
12	VIMAL NAYANSUKH BEDMUTHA	7252	0.03		0.00		0		0	0.03
13	VINITA AJAY VEDMUTHA	1230148	5.85		0.00		0		0	5.85
14	BEDMUTHA SONS REALTY VENTURES P	1119200	5.32		0.00		0		0	5.32
15	K R BEDMUTHA TECHNOC ASSOCIATES P	164428	0.78		0.00		0		0	0.78
	<b>TOTAL</b>	<b>13700520</b>	<b>65.14</b>	<b>0</b>	<b>0.00</b>	<b>0</b>	<b>0</b>	<b>0</b>	<b>0</b>	<b>65.14</b>

(\*) The term "encumbrance" has the same meaning as assigned to it in regulation 28(3) of the SAST Regulations, 2011




*Chandana*





(D)(d) Statement showing details of locked-in shares

Sr. No.	Name of the shareholder	Number of locked-in shares	Locked-in shares as a percentage of total number of shares (i.e., Grand Total (A)+(B)+(C) indicated in Statement at para (D)(a) above}	Promoter / Promoter Group / Public
1	AJAY KACHARDAS VEDMUTHA	851980	4.05	Promoter / Promoter Group
2	KACHARDAS RATANCHAND BEDMUTHA	750970	3.57	Promoter / Promoter Group
3	USHA VIJAY VEDMUTHA	873680	4.15	Promoter / Promoter Group
4	VIJAY KACHARDAS VEDMUTHA	641650	3.05	Promoter / Promoter Group
5	BEDMUTHA SONS REALTY VENTURES PVT. LTD.	1118200	5.32	Promoter / Promoter Group
6			0.00	
7			0.00	
8			0.00	
9			0.00	
10			0.00	
TOTAL		4236480	20.14	



*Randor*








(1)(b) Statement showing holding of securities (including shares, warrants, convertible securities) of persons belonging to category "Promoter and Promoter Group"

Annexure - A

Sr. No.	- Name of the shareholder	Details of Shares		Encumbered shares (*)		Details of warrants		Details of convertible		Total shares (including underlying shares assuming full conversion of warrants and convertible securities) as a % of (diluted) share capital
		Number of shares held	As a % of grand total (A)+(B)+(C)	No.	As a percentage (VI)= (V)/(III)*100	Number of warrants held	As a % total number of warrants of the same class	Number of convertible securities held	As a % total number of convertible securities of the same class	
(I)	(II)	(III)	(IV)	(V)	(VI)	(VII)	(VIII)	(IX)	(X)	(XII)
1	AJAY KACHARDAS VEDMUTHA	3359397	15.97		0.00	0.00		0	0	15.97
2	ASHA RASIK SHETIYA	177150	0.84		0.00	0.00		0	0	0.84
3	DEVENDRA DESARDA	15780	0.08		0.00	0.00		0	0	0.08
4	KACHARDAS RATANCHAND BEDMUT	2100826	9.99		0.00	0.00		0	0	9.99
5	KAMALABHAI KACHARDAS BEDMUTH	787440	3.74		0.00	0.00		0	0	3.74
6	MADANLAL DESARDA	19000	0.09		0.00	0.00		0	0	0.09
7	NAYANSUKH RATANCHAND BEDMUT	23955	0.11		0.00	0.00		0	0	0.11
8	RASIK MOTILAL SHETIYA	128217	0.61		0.00	0.00		0	0	0.61
9	SUDHIR NAYANSUKH BEDMUTHA	1500	0.01		0.00	0.00		0	0	0.01
10	USHA VIJAY VEDMUTHA	1230134	5.85		0.00	0.00		0	0	5.85
11	VIJAY KACHARDAS VEDMUTHA	3341593	15.89		0.00	0.00		0	0	15.89
12	VIMAL NAYANSUKH BEDMUTHA	7252	0.03		0.00	0.00		0	0	0.03
13	VINITA AJAY VEDMUTHA	1245440	5.92		0.00	0.00		0	0	5.92
14	BEDMUTHA SONS REALTY VENTURES	1187108	5.64		0.00	0.00		0	0	5.64
15	K R BEDMUTHA TECHNO ASSOCIATES	164428	0.78		0.00	0.00		0	0	0.78
	<b>TOTAL</b>	<b>13789220</b>	<b>65.56</b>	<b>0</b>	<b>0.00</b>	<b>0.00</b>	<b>0</b>	<b>0</b>	<b>0</b>	<b>65.56</b>

(\*) The term "encumbrance" has the same meaning as assigned to it in regulation 28(3) of the SAST Regulations, 2011



*Handwritten signature*