


(I)(a) Statement showing Shareholding Pattern

Name of the Company : Bedmutha Industries Limited

Script Code, Name of the scrip, class of security : BEDMUTHA, 533270

As on Date : 31-Dec-2013

Partly paid-up shares	No. of partly paid-up shares	As a % of total no. of partly paid-up Shares	As a % of total no. of shares of the company
Held by promoter/promoter group	0	0	0
Held by public	0	0	0
Total	0	0	0
Outstanding convertible securities	No. of outstanding securities	As a % of total no. of outstanding convertible securities	As a % of total no. of shares of the company, assuming full conversion of the convertible securities
Held by promoter/promoter group	0	0	0
Held by public	0	0	0
Total	0	0	0
Warrants	No. of warrants	As a % of total no. of warrants	As a % of total no. of shares of the company, assuming full conversion of Warrants
Held by promoter/promoter group	0	0	0
Held by public	0	0	0
Total	0	0	0
Total paid-up capital of the company, assuming full conversion of warrants and convertible securities	21031611		



0/0/17


(I)(a) Statement showing Shareholding Pattern

Sr. no.	Category of shareholder (II)	Number of shareholders (III)	Total number of shares (IV)	Number of shares held in dematerialized form (V)	Total shareholding as a percentage of total number of shares		Shares Pledged or otherwise encumbered		
					As a percentage of (A+B) ¹ (VI)	As a percentage of (A+B+C) (VII)	Number of shares (VIII)	As a percentage (IX) = (VIII) / (IV) * 100 (IX)	
(A)	Promoter and Promoter Group²								
(1)	Indian								
(a)	Individuals/Hindu Undivided Family	13	12537922	12537922	59.61	59.61	0	0	0
(b)	Central Government/State Government(s)	0	0	0	0	0	0	0	0
(c)	Bodies Corporate	2	1449475	1449475	6.89	6.89	0	0	0
(d)	Financial Institutions/Banks	0	0	0	0	0	0	0	0
(e)	Any Other (Total)	0	0	0	0.00	0.00	0	0	0
	Sub-Total (A)(1)	15	13987397	13987397	66.51	66.51	0	0	0.00
(2)	Foreign								
(a)	Individuals (Non-Resident Individuals/Foreign Individuals)	0	0	0	0	0	0	0	0
(b)	Bodies Corporate	0	0	0	0	0	0	0	0
(c)	Institutions	0	0	0	0	0	0	0	0
(d)	Qualified Foreign Investor	0	0	0	0	0	0	0	0
(e)	Any Other (Total)	0	0	0	0.00	0.00	0	0	0.00
	Sub-Total (A)(2)	0	0	0	0.00	0.00	0	0	0.00
	Total Shareholding of Promoter	15	13987397	13987397	66.51	66.51	0	0	0.00



6/11/17

and Promoter Group (A)= (A)(1)+(A)(2)									
(B) Public shareholding³									
(1) Institutions									
(a)	Mutual Funds/UTI	0	0	0	0	0	0	0	N.A.
(b)	Financial Institutions/Banks	0	0	0	0	0	0	0	N.A.
(c)	Central Government/State Government(s)	0	0	0	0	0	0	0	N.A.
(d)	Venture Capital Funds	0	0	0	0	0	0	0	N.A.
(e)	Insurance Companies	0	0	0	0	0	0	0	N.A.
(f)	Foreign Institutional Investors	0	0	0	0	0	0	0	N.A.
(g)	Foreign Venture Capital Investors	0	0	0	0	0	0	0	N.A.
(h)	Qualified Foreign Investor	1	251000	251000	1.19	1.19	1.19	1.19	N.A.
(i)	Any Other (Total)	0	0	0	0.00	0.00	0.00	0.00	N.A.
	Sub-Total (B)(1)	1	251000	251000	1.19	1.19	1.19	1.19	N.A.
(2) Non-institutions									
(a)	Bodies Corporate	175	2241533	2241533	10.66	10.66	10.66	10.66	N.A.
(b)	Individuals - i. Individual Shareholders Holding Nominal Share Capital Up To >Rs. 1 Lakh.	5749	2579804	2571402	12.27	12.27	12.27	12.27	N.A.
	Individuals - ii. Individual Shareholders Holding Nominal Share Capital In Excess Of Rs. 1 Lakh	59	1791407	1780740	8.52	8.52	8.52	8.52	N.A.
(c)	Qualified Foreign Investor	0	0	0	0	0	0	0	N.A.
(d)	Any Other (Total)	88	180470	180470	0.86	0.86	0.86	0.86	N.A.
(d1)	Clearing Membrs	49	96622	96622	0.46	0.46	0.46	0.46	N.A.




0101

(d2)	NRI/OCBs	39	83848	83848	0.40	0.40	N.A.	N.A.
	Sub-Total (B)(2)	6071	6793214	6774145	32.30	32.30	N.A.	N.A.
	Total Public Shareholding (B)= (B)(1)+(B)(2)	6072	7044214	7025145	33.49	33.49	N.A.	N.A.
	TOTAL (A)+(B)	6087	21031611	21012542	100.00	100.00	0	0.00
(C)	Shares held by Custodians and against which Depository Receipts have been issued	0	0	0	N.A.	0.00	N.A.	N.A.
C1	Promoter and Promoter Group	0	0	0	N.A.	0	N.A.	N.A.
C2	Public	0	0	0	N.A.	0	N.A.	N.A.
	GRAND TOTAL (A)+(B)+(C)	6087	21031611	21012542	N.A.	100.00	0	0.00

¹For determining public shareholding for the purpose of Clause 40A.

²For definitions of "Promoter" and "Promoter Group", refer to Clause 40A.

³For definitions of "Public Shareholding", refer to Clause 40A.



Signature

(I)(b) Statement showing Shareholding of persons belonging to the category "Promoter and Promoter Group"

Sr. No.	Name of the shareholder (II)	PAN of the Shareholder (III)	Total Shares held		Shares pledged or otherwise encumbered			Details of warrants		Details of convertible securities		Total shares (including underlying shares assuming full conversion of warrants and convertible securities) as a % of diluted share capital (XIII)
			Number (IV)	as a % of grand total (A) + (B) + (C) (V)	Number (VI)	as a percentage (VII) = (VI) / (IV) * 100 (VIII)	as a % of grand total (A) + (B) + (C) of sub-clause (I)(a) (VIII)	Number of warrants held (XI)	As a % total number of warrants of the same class (X)	Number of convertible securities held (XI)	As a % total number of convertible securities of the same class (XII)	
1	AJAY KACHARDAS VEDMUTHA		3374897	16.05	0	0	0	0	0	0	0	0
2	ASHA RASIK SHETIYA		177150	0.84	0	0	0	0	0	0	0	0
3	DEVENDRA DESARDA		15780	0.08	0	0	0	0	0	0	0	0
4	KACHARDAS RATANCHAND BEDMUTHA		2123079	10.09	0	0	0	0	0	0	0	0
5	KAMALABAI KACHARDAS BEDMUTHA		787440	3.74	0	0	0	0	0	0	0	0
6	MADANLAL		19000	0.09	0	0	0	0	0	0	0	0



win


	DESARDA																			
7	NAYANSUKH RATANCHAND BEDMUTHA		26030	0.12	0	0	0	0	0	0	0	0	0	0	0	0	0	0	0	0
8	RASIK MOTILAL SHETIYA		128217	0.61	0	0	0	0	0	0	0	0	0	0	0	0	0	0	0	0
9	SUDHIR NAYANSUKH BEDMUTHA		1500	0.01	0	0	0	0	0	0	0	0	0	0	0	0	0	0	0	0
10	USHA VIJAY VEDMUTHA		1250134	5.94	0	0	0	0	0	0	0	0	0	0	0	0	0	0	0	0
11	VIJAY KACHARDAS VEDMUTHA		3377232	16.06	0	0	0	0	0	0	0	0	0	0	0	0	0	0	0	0
12	VIMAL NAYANSUKH BEDMUTHA		7315	0.03	0	0	0	0	0	0	0	0	0	0	0	0	0	0	0	0
13	VINITA AJAY VEDMUTHA		1250148	5.94	0	0	0	0	0	0	0	0	0	0	0	0	0	0	0	0
14	BEDMUTHA SONS REALTY VENTURES PVT. LTD.		1239898	5.90	0	0	0	0	0	0	0	0	0	0	0	0	0	0	0	0
15	K R BEDMUTHA TECHNO ASSOCIATES PVT. LTD.		209577	1.00	0	0	0	0	0	0	0	0	0	0	0	0	0	0	0	0
	TOTAL		13987397	66.51	0	0.00	0	0.00	0	0.00	0	0.00	0	0.00	0	0.00	0	0.00	0	0.00



01/11/17

(l)(c) Statement showing Shareholding of persons belonging to the category "Public" and holding more than 1% of the total number of shares

Sr. No.	Name of the shareholder	PAN of the Shareholder	Number of shares	Shares as a percentage of total number of shares {i.e., Grand Total (A)+(B)+(C) indicated in Statement at para (l)(a) above}	Details of warrants		Details of convertible securities		Total shares (including underlying shares assuming full conversion of warrants and convertible securities) as a % of diluted
					Number of warrants held	As a % total number of warrants of the same class	Number of convertible securities held	% w.r.t total number of convertible securities of the same class	
1	SIDDHARTH AGRAWAL		221727	1.05	0	0	0	0	0
2	ALMIGHTY FINANCE & INVESTMENT PVT. LTD.		238018	1.13	0	0	0	0	0
3	ARISTRO CAPITAL MARKETS LIMITED		232885	1.11	0	0	0	0	0
4	ARISTRO FINCORP PRIVATE LIMITED		670635	3.19	0	0	0	0	0
5	MARGO ENGINEERS PVT. LTD.		238774	1.14	0	0	0	0	0
6	TOP MORAL CAPITAL INVESTMENT LIMITED		251000	1.19	0	0	0	0	0
	TOTAL		1853039	8.81	0	0.00	0	0.00	0




01/11/17

(1)(c) Statement showing Shareholding of persons belonging to the category "Public" and holding more than 5% of the total number of shares

Sr. No.	Name of the Shareholder	PAN of the Shareholder	Number of shares	Shares as a percentage of total number of shares {i.e., Grand Total (A)+(B)+(C) indicated in Statement at para (1)(a) above}	Details of warrants		Details of convertible securities		Total shares (including underlying shares assuming full conversion of warrants and convertible securities) as a % of diluted
					Number of warrants held	As a % total number of warrants of the same class	Number of convertible securities held	% w.r.t total number of convertible securities of the same class	
	TOTAL		0	0.00	0	0.00	0	0.00	0.00

(1)(d) Statement showing details of locked-in shares

Sr. No.	Name of the shareholder	PAN of the Shareholder	Number of locked-in shares (I)(a) above}	Locked-in shares as a percentage of total number of shares (i.e., Grand Total (A)+(B)+(C) indicated in Statement at para (1)(a) above}
	TOTAL		0	0.00




0101

(II)(a) Statement showing details of Depository Receipts (DRs)

Sr. No.	Type of outstanding DR (ADRs, GDRs, SDRs, etc.)	Number of outstanding DRs	Number of shares underlying outstanding DRs	Shares underlying outstanding DRs as a percentage of total number of shares {i.e., Grand Total (A)+(B)+(C) indicated in Statement at para (I)(a) above}
	TOTAL	0	0	0.00

(II)(b) Statement showing holding of Depository Receipts (DRs), where underlying shares held by 'promoter/promoter group' are in excess of 1% of the total number of shares

Sr. No.	Name of the DR Holder	Type of outstanding DR (ADRs, GDRs, SDRs, etc.)	Number of shares underlying outstanding DRs	Shares underlying outstanding DRs as a percentage of total number of shares {i.e., Grand Total (A)+(B)+(C) indicated in Statement at para (I)(a) above}
		TOTAL	0	0.00



01/11/17