


Introductory sub-table (I)(a)

Name of the Company: BEDMUTHA INDUSTRIES LIMITED			
Scrip Code : 533270, Name of the scrip : BEDMUTHA , class of security: EQUITY			
Quarter ended: Sept 2013			
Partly paid-up shares:-	No. of partly paid-up shares		As a % of total no. of shares of the company
		partly paid-up shares	
Held by promoter/promoter group	0	0	0
Held by public	0	0	0
Total	0	0	0
Outstanding convertible securities:-			
	No. of outstanding securities	As a % of total no. of outstanding convertible securities	As a % of total no. of shares of the company, assuming full conversion of the convertible securities
Held by promoter/promoter group	0	0	0
Held by public	0	0	0
Total	0	0	0
Warrants:-			
	No. of warrants	As a % of total no. of warrants	As a % of total no. of shares of the company, assuming full conversion of warrants
Held by promoter/promoter group	0	0	0
Held by public	0	0	0
Total	0	0	0
Total paid-up capital of the company, assuming full conversion of warrants and convertible securities			
			21031611




winij

Statement Showing Shareholding Pattern


Table (I)(a)

Category code	Category of Shareholder	Number of Shareholders	Total number of shares	Number of shares held in dematerialized form	Total shareholding as a percentage of total number of shares			Shares Pledged or otherwise encumbered	
					As a percentage of (A+B) ¹	As a percentage of (A+B+C)	Number of shares	As a percentage (IX) = (VIII)/(IV)*100	
(I)	(II)	(III)	(IV)	(V)	(VI)	(VII)	(VIII)	(IX)	
(A)	Shareholding of Promoter and Promoter Group ²								
1	Indian								
(a)	Individuals/ Hindu Undivided Family	13	12462129	12462129	59.25	59.25		0.00	
(b)	Central Government/ State Government(s)				0.00	0.00		0.00	
(c)	Bodies Corporate	2	1396685	1396685	6.64	6.64		0.00	
(d)	Financial Institutions/ Banks				0.00	0.00		0.00	
(e)	Any Others(Specify)				0.00	0.00		0.00	
(e-i)					0.00	0.00		0.00	
(e-ii)					0.00	0.00		0.00	
	Sub Total(A)(1)	15	13858814	13858814	65.90	65.90	0	0.00	
2	Foreign								
a	Individuals (Non-Residents Individuals/ Foreign Individuals)				0.00	0.00		0.00	
b	Bodies Corporate				0.00	0.00		0.00	
c	Institutions				0.00	0.00		0.00	
d	Qualified Foreign Investor				0.00	0.00		0.00	
e	Any Others(Specify)				0.00	0.00		0.00	




10/01

e-i							0.00												0.00
e-ii																			
				0	0	0	0.00								0	0.00			0.00
				15	13858814	13858814	65.90								0	65.90			0.00
	Total Shareholding of Promoter and Promoter Group (A)=(A)(1)+(A)(2)																		
(B)	Public shareholding																		
I	Institutions																		
(a)	Mutual Funds/UTI						0.00									0.00			
(b)	Financial Institutions / Banks						0.00									0.00			
(c)	Central Government/ State Government(s)																		
(d)	Venture Capital Funds						0.00									0.00			
(e)	Insurance Companies						0.00									0.00			
(f)	Foreign Institutional Investors						0.00									0.00			
(g)	Foreign Venture Capital Investors						0.00									0.00			
(h)	Qualified Foreign Investor			1	251000	251000	1.19									1.19			
(i)	Any Other (specify)						0.00									0.00			
(i-ii)							0.00									0.00			
(i-ii)																			
	Sub-Total (B)(1)			1	251000	251000	1.19									1.19			
B 2	Non-institutions																		
(a)	Bodies Corporate			183	2384432	2384432	11.34									11.34			
(b)	Individuals						0.00									0.00			
	Individuals -i. Individual shareholders holding nominal share capital up to Rs 1 lakh			5806	2564989	2556587	12.20									12.20			




(10/11)

II	ii. Individual shareholders holding nominal share capital in excess of Rs. 1 lakh.	59	1781667	1771000	8.47	8.47		
(c)	Qualified Foreign Investor				0.00	0.00		
(d)	Any Other (specify)				0.00	0.00		
(d-i)	Clearing Members	49	107861	107861	0.51	0.51		
(d-ii)	NRI / OCBs	38	82848	82848	0.39	0.39		
	Sub-Total (B)(2)	6135	6921797	6902728	32.91	32.91		
(B)	Total Public Shareholding (B)= (B)(1)+(B)(2)	6136	7172797	7153728	34.10	34.10		
	TOTAL (A)+(B)	6151	21031611	21012542	100.00	100.00		
(C)	Shares held by Custodians and against which Depository Receipts have been issued							
1	Promoter and Promoter Group					0.00		0.00
2	Public					0.00		
	Sub-Total (C)	0	0	0	0	0		0
	GRAND TOTAL (A)+(B)+(C)	6151	21031611	21012542	100.00	100.00		0.00



10/11/17

Sr.No	Notes
1	As per the records of depositories the total promoters shareholding as on 30th September 2013 is 1,38,58,814 shares (65.90% of total shareholding). During the period under review the promoter has purchased the shares out of which some shares some shares are still in the brokers pool account. Therefore the shares which are not yet transferred from brokers pool account are not reflected in the records of depositories. The statement giving the correct shareholding of promoters is attached at the end as an Annexure A
2	
3	
4	
5	
6	
7	
8	
9	



01/11/17

(D)(b) Statement showing holding of securities (including shares, warrants, convertible securities) of persons belonging to the category "Promoter and Promoter Group"

Sr. No.	Name of the shareholder	Details of Shares held		Encumbered shares (*)		Details of warrants		Details of convertible securities		Total shares (including underlying shares assuming full conversion of warrants and convertible securities) as a % of diluted share capital	
		Number of shares held	As a % of grand total (A)+(B)+(C)	No.	As a percentage (VI)=(V)/(III)*100	As a % of grand total (A)+(B)+(C) of sub-clause (D)(a)	Number of warrants held	As a % total number of warrants of the same class	Number of convertible securities held		As a % total number of convertible securities of the same class
		(III)	(IV)	(V)	(VI)=(V)/(III)*100	(VII)	(VIII)	(IX)	(X)	(XI)	(XII)
1	AJAY KACHARDAS VEDMUTHA	3371897	16.03		0.00	0.00		0		0	16.03
2	ASHA RASIK SHETIYA	177150	0.84		0.00	0.00		0		0	0.84
3	DEVENDRA DESARDA	15780	0.08		0.00	0.00		0		0	0.08
4	KACHARDAS RATANCHAND BEDMUTHA	2105826	10.01		0.00	0.00		0		0	10.01
5	KAMALABAI KACHARDAS BEDMUTHA	787440	3.74		0.00	0.00		0		0	3.74
6	MADANLAL DESARDA	19000	0.09		0.00	0.00		0		0	0.09
7	NAYANSUKH RATANCHAND BEDMUTHA	25827	0.12		0.00	0.00		0		0	0.12
8	RASIK MOTILAL SHETIYA	128217	0.61		0.00	0.00		0		0	0.61
9	SUDHIR NAYANSUKH BEDMUTHA	1500	0.01		0.00	0.00		0		0	0.01
10	USHA VIJAY VEDMUTHA	1233499	5.86		0.00	0.00		0		0	5.86
11	VIJAY KACHARDAS VEDMUTHA	3341593	15.89		0.00	0.00		0		0	15.89
12	VIMAL NAYANSUKH BEDMUTHA	7252	0.03		0.00	0.00		0		0	0.03
13	VINITA AJAY VEDMUTHA	1247148	5.93		0.00	0.00		0		0	5.93
14	BEDMUTHA SONS REALTY VENTURES PVT. LTD.	1187108	5.64		0.00	0.00		0		0	5.64
15	K R BEDMUTHA TECHNO ASSOCIATES PVT. LTD.	209577	1.00		0.00	0.00		0		0	1.00
	TOTAL	13858814	65.90	0	0.00	0.00	0	0	0	0	65.90


(*) The term "encumbrance" has the same meaning as assigned to it in regulation 28(3) of the SAST Regulations, 2011



01011

(I)(c)(i) Statement showing holding of securities (including shares, warrants, convertible securities) of persons belonging to the category "Public" and holding more than 1% of the total number of shares


Sr. No.	Name of the shareholder	Number of shares held	Shares as a percentage of total number of shares (i.e., Grand Total (A)+(B)+(C) indicated in Statement at para (I)(a) above}	Details of warrants		Details of convertible		Total shares (including underlying shares assuming full conversion of warrants and convertible securities) as a % of diluted share capital
				Number of warrants held	As a % total number of warrants of the same class	Number of convertible securities held	% w.r.t total number of convertible securities of the same class	
1	SIDDHARTH AGRAWAL	221727	1.05		0	0		1.05
2	ALMIGHTY FINANCE & INVESTMENT PVT. LTD.	301335	1.43		0	0		1.43
3	ARISTRO CAPITAL MARKETS LIMITED	229885	1.09		0	0		1.09
4	ARISTRO FINCORP PRIVATE LIMITED	670635	3.19		0	0		3.19
5	MARGO ENGINEERS PVT. LTD.	238774	1.14		0	0		1.14
6	TOP MORAL CAPITAL INVESTMENT LIMITED	251000	1.19		0	0		1.19
7			0.00		0	0		0.00
8			0.00		0	0		0.00
9								
10								
TOTAL		1913356	9.10	0	0	0		9.10



01/11/17


(D)(c)(ii) Statement showing holding of securities (including shares, warrants, convertible securities) of persons (together with PAC) belonging to the category "Public" and holding more than 5% of the total number of shares of the company

Sr. No.	Name(s) of the shareholder(s) and the Persons Acting in Concert (PAC) with them	Number of shares	Shares as a percentage of total number of shares {i.e., Grand Total (A)+(B)+(C) indicated in Statement at para (I)(a) above}	Details of warrants		Details of convertible securities of the same class		Total shares (including underlying shares conversion of warrants and convertible securities) as a % of diluted share capital
				Number of warrants	As a % total number of warrants of the same class	Number of convertible securities held	% w.r.t total number of convertible securities of the same class	
1			0.00		0		0	0
2			0.00		0		0	0
3			0.00		0		0	0
4			0.00		0		0	0
5			0.00		0		0	0
6			0.00		0		0	0
7			0.00		0		0	0
8			0.00		0		0	0
9			0.00		0		0	0
10			0.00		0		0	0
TOTAL		0	0.00		0		0	0



(D)(d) Statement showing details of locked-in shares


Sr. No.	Name of the shareholder	Number of locked-in shares	Locked-in shares as a percentage of total number of shares {i.e., Grand Total (A)+(B)+(C) indicated in Statement at para (D)(a) above}	Promoter / Promoter Group / Public
1	AJAY KACHARDAS VEDMUTHA	851980	4.05	Promoter / Promoter Group
2	KACHARDAS RATANCHAND BEDMUTHA	750970	3.57	Promoter / Promoter Group
3	USHA VIJAY VEDMUTHA	873680	4.15	Promoter / Promoter Group
4	VIJAY KACHARDAS VEDMUTHA	641650	3.05	Promoter / Promoter Group
5	BEDMUTHA SONS REALTY VENTURES PVT. LTD.	1118200	5.32	Promoter / Promoter Group
6			0.00	
7			0.00	
8			0.00	
9			0.00	
10			0.00	
TOTAL		4236480	20.14	



9/1/19

(II)(a) Statement showing details of Depository Receipts (DRs)


Sr. No.	Type of outstanding DR (ADRs, GDRs, SDRs, etc.)	Number of outstanding DRs	Number of shares underlying outstanding DRs	Shares underlying outstanding DRs as a percentage of total number of shares {i.e., Grand Total (A)+(B)+(C) indicated in Statement at para (I)(a) above}
1				0.00
2				0.00
3				0.00
4				0.00
5				0.00
6				0.00
7				0.00
8				0.00
9				0.00
				0.00
				0.00
				0.00
				0.00
				0.00
TOTAL		0	0	0.00



01/10/20

(II)(b) Statement showing holding of Depository Receipts (DRs), where underlying shares held by "promoter/promoter group" are in excess of 1% of the total number of shares

Sr. No.	Name of the DR Holder	Type of outstanding DR (ADRs, GDRs, SDRs, etc.)	Number of shares underlying outstanding DRs	Shares underlying outstanding DRs as a percentage of total number of shares {i.e., Grand Total (A)+(B)+(C) indicated in Statement at para (D)(a) above}
1				0.00
2				0.00
3				0.00
4				0.00
5				0.00
6				0.00
7				0.00
8				0.00
9				0.00
TOTAL			0	0.00



JUN 7

(D)(b) Statement showing holding of securities (including shares, warrants, convertible securities) of persons belonging to the category "Promoter and Promoter Group"

Annexure - A

Sr. No.	Name of the shareholder	Details of Shares held		Encumbered shares (*)			Details of warrants		Details of convertible securities		Total shares (including underlying shares assuming full conversion of warrants and convertible securities) as a % of diluted share capital
		Number of shares held	As a % of grand total (A)+(B)+(C)	No.	As a percentage (V)/(III)*100	As a % total (A)+(B)+(C) of sub-clause (D)(a)	Number of warrants held	As a % total number of warrants of the same class	Number of convertible securities held	As a % total number of convertible securities of the same class	
(I)	(II)	(III)	(IV)	(V)	(VI)	(VII)	(VIII)	(IX)	(X)	(XI)	(XII)
1	AJAY KACHARDAS VEDMUTHA	3371897	16.03		0.00	0.00		0	0		16.03
2	ASHA RASIK SHETIYA	177150	0.84		0.00	0.00		0	0		0.84
3	DEVENDRA DESARDA	15780	0.08		0.00	0.00		0	0		0.08
4	KACHARDAS RATANCHAND BEDMUTHA	2105826	10.01		0.00	0.00		0	0		10.01
5	KAMALABAI KACHARDAS BEDMUTHA	787440	3.74		0.00	0.00		0	0		3.74
6	MADANLAL DESARDA	19000	0.09		0.00	0.00		0	0		0.09
7	NAYANSUKH RATANCHAND BEDMUTHA	26035	0.12		0.00	0.00		0	0		0.12
8	RASIK MOTILAL SHETIYA	128217	0.61		0.00	0.00		0	0		0.61
9	SUDHIR NAYANSUKH BEDMUTHA	1500	0.01		0.00	0.00		0	0		0.01
10	USHA VIJAY VEDMUTHA	1233499	5.86		0.00	0.00		0	0		5.86
11	VIJAY KACHARDAS VEDMUTHA	3341593	15.89		0.00	0.00		0	0		15.89
12	VIMAL NAYANSUKH BEDMUTHA	7252	0.03		0.00	0.00		0	0		0.03
13	VINITA AJAY VEDMUTHA	1247148	5.93		0.00	0.00		0	0		5.93
14	BEDMUTHA SONS REALTY VENTURES PVT. LTD.	1716273	5.78		0.00	0.00		0	0		5.78
15	K R BEDMUTHA TECHNO ASSOCIATES PVT. LTD.	209577	1.00		0.00	0.00		0	0		1.00
	TOTAL	13888187	66.03	0	0.00	0.00	0	0	0	0	66.03

(*) The term "encumbrance" has the same meaning as assigned to it in regulation 28(3) of the SAST Regulations, 2011

